

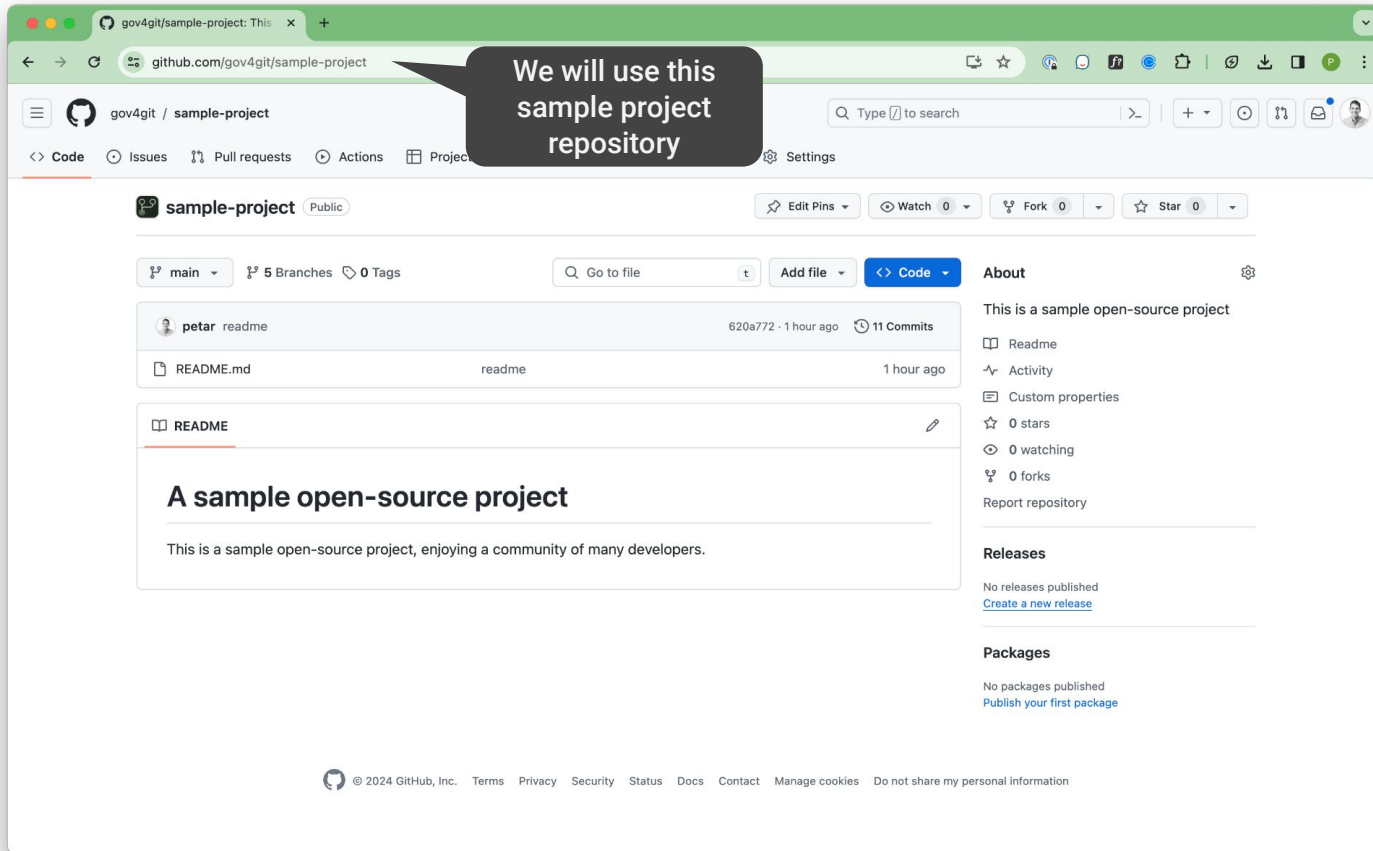
# Gov4Git

Deploy, manage and collaborate

# Deploy to your community

For maintainers

# Pick any GitHub project that you want to govern with Gov4Git



The screenshot shows a web browser window displaying the GitHub repository page for 'gov4git/sample-project'. The browser's address bar shows 'github.com/gov4git/sample-project'. A dark callout bubble with white text points to the repository name, stating: 'We will use this sample project repository'. The repository page includes a navigation bar with 'Code', 'Issues', 'Pull requests', 'Actions', and 'Project' tabs. Below the navigation bar, the repository name 'sample-project' is shown as 'Public'. There are buttons for 'Edit Pins', 'Watch 0', 'Fork 0', and 'Star 0'. The main content area shows the 'main' branch with '5 Branches' and '0 Tags'. A search bar 'Go to file' and buttons for 'Add file' and 'Code' are visible. The repository content includes a commit by 'petar' with a 'readme' file, and a 'README' section with the title 'A sample open-source project' and the text 'This is a sample open-source project, enjoying a community of many developers.' The right sidebar contains an 'About' section with a description 'This is a sample open-source project' and various repository statistics (0 stars, 0 watching, 0 forks). Below the 'About' section are sections for 'Releases' (No releases published) and 'Packages' (No packages published).

gov4git/sample-project: This x +

github.com/gov4git/sample-project

We will use this sample project repository

gov4git / sample-project

Type to search

<> Code Issues Pull requests Actions Project Settings

sample-project Public

Edit Pins Watch 0 Fork 0 Star 0

main 5 Branches 0 Tags

Go to file Add file Code

petar readme 620a772 · 1 hour ago 11 Commits

README.md readme 1 hour ago

README

## A sample open-source project

This is a sample open-source project, enjoying a community of many developers.

### About

This is a sample open-source project

- Readme
- Activity
- Custom properties
- 0 stars
- 0 watching
- 0 forks

Report repository

### Releases

No releases published

[Create a new release](#)

### Packages

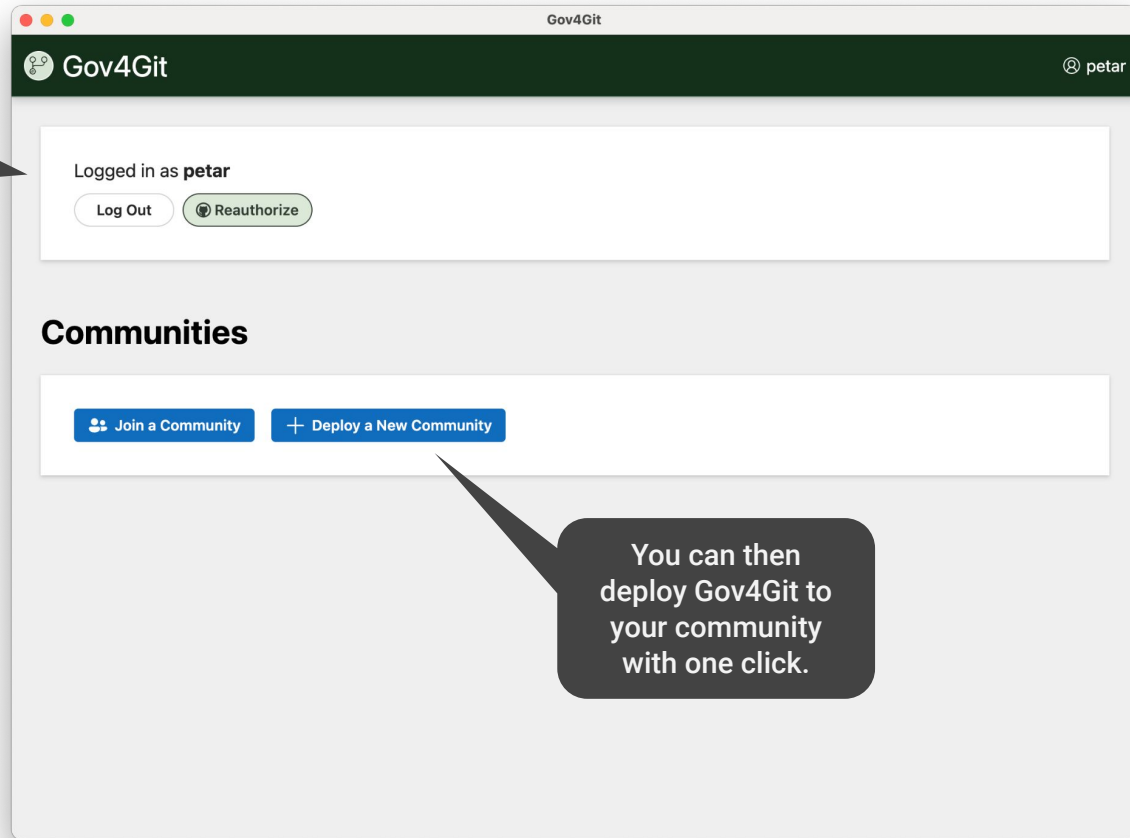
No packages published

[Publish your first package](#)

© 2024 GitHub, Inc. Terms Privacy Security Status Docs Contact Manage cookies Do not share my personal information

# Install and run the Gov4Git desktop app

The app will invite you to authenticate with GitHub.

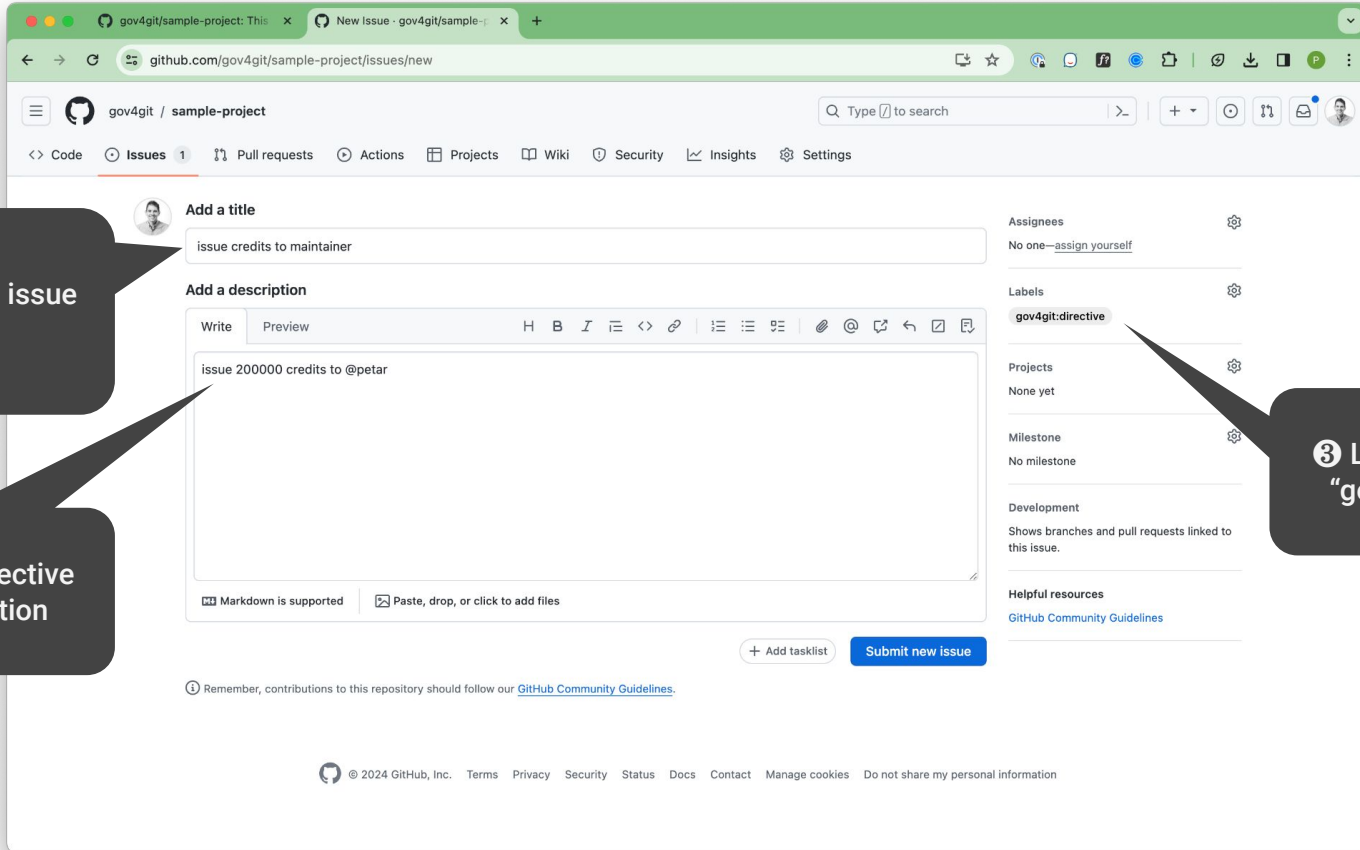


You can then deploy Gov4Git to your community with one click.

# Manage your community

For maintainers

# Maintainers issue credits to members



1 Create a new issue on GitHub

2 Place the directive in the description

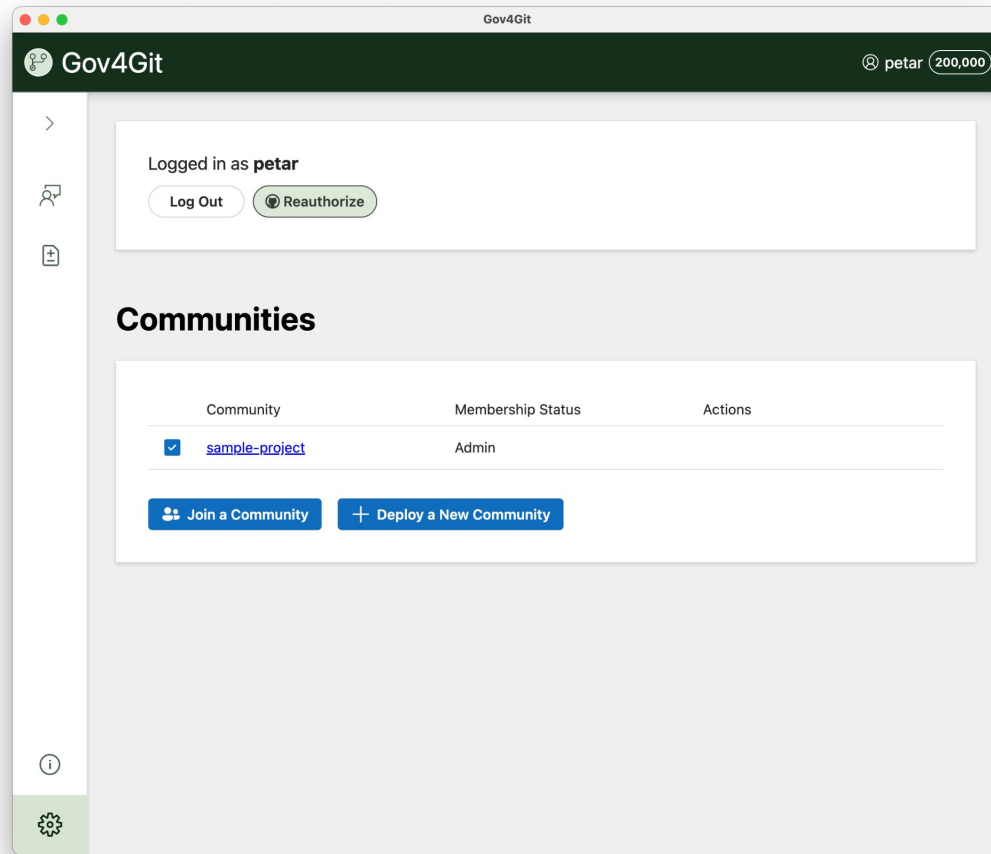
3 Label the issue as "gov4git:directive"

# Gov4Git keeps you informed in the comments

The screenshot shows a GitHub issue page for 'issue credits to maintainer #24'. The issue is marked as 'Closed'. The first comment is from user 'petar', who states 'issue 200000 credits to @petar'. The second comment is from the 'gov4git-bot', which includes a 'Follow up' section with a commit history icon and text: 'On Tuesday, 05-Mar-24 22:19:47 UTC by Gov4Git dev Issued 200000 credits to member @petar.' The final comment is from 'gov4git-bot' stating 'closed this as completed now'. On the right side, there are settings for Assignees, Labels (including 'gov4git:directive'), Projects, Milestone, Development, and Notifications.

When the Gov4Git bot processes your directive, it will give you a confirmation and close the issue.

# The desktop app keeps in sync with your community



Your balance is reflected in the desktop app, as well.



# Collaborate on your project

For collaborators and maintainers

**Prioritize issues**

# Collaborators create project issues freely

The screenshot shows a web browser window displaying the GitHub interface for creating a new issue. The browser's address bar shows the URL `github.com/gov4git/sample-project/issues/new`. The repository name `gov4git / sample-project` is visible at the top. The navigation bar includes links for Code, Issues (1), Pull requests, Actions, Projects, Wiki, Security, Insights, and Settings. The main content area is titled "Add a title" and "Add a description". The title field contains the text "our project needs a LICENSE". The description field contains the text "we need to pick an open-source license and create a LICENSE file". The right sidebar shows the "Assignees" section with "No one—assign yourself", the "Labels" section with "gov4git:managed" selected, and the "Projects" section with "None yet". At the bottom right, there are buttons for "+ Add tasklist" and "Submit new issue".

Any collaborator can create a new project issue

Maintainers label issues as "gov4git:managed" to manage them with Gov4Git.

# Gov4Git reports the priority and bounty for each issue

The screenshot shows a GitHub issue page for "our project needs a LICENSE #25". The issue is open and was created by "petar" 1 minute ago. A comment from "petar" states: "we need to pick an open-source license and create a LICENSE file". A comment from "gov4git-bot" contains the following text:

**Gov4Git notices**

On Tuesday, 05-Mar-24 22:30:34 UTC by Gov4Git dev

**Notice dnbq7h**

Started managing this issue, using the Open-Source Management Protocol (Waimea), as Gov4Git concern 25 with initial **priority score** of 0.000000.

This project is managed by [Gov4Git](#), a decentralized governance system for collaborative git projects. To participate in governance, [install the Gov4Git desktop app](#).

**Notice ynwujy**

This issue's **priority score** is now 0.000000.  
The **cost of priority** is 0.000000.  
The **projected bounty** is now 0.000000.

The right-hand sidebar shows settings for the issue, including "Assignees" (No one—assign yourself), "Labels" (gov4git:managed), "Projects" (None yet), "Milestone" (No milestone), "Development" (Create a branch for this issue or link a pull request), "Notifications" (Unsubscribe), and "2 participants".

Gov4Git keeps you informed in the comments

Which management protocol is being used?

What is the priority of the issue and the bounty for resolving it?

# Collaborators can vote on managed issues

The screenshot shows the Gov4Git desktop application interface. At the top, the header displays 'Gov4Git' on the left and the user 'petar' with a balance of '200,000' on the right. Below the header, the breadcrumb navigation shows 'sample-project > Prioritize Issues'. A search bar and filters for 'Status' and 'Participation' are visible. The main content area shows '1 matching results' and a link to 'View all issues in GitHub'. The issue title is 'our project needs a LICENSE' with a link to 'GitHub issue #25'. The issue description states 'we need to pick an open-source license and create a LICENSE file'. A 'Vote' modal is open, showing 'Your Voting Credits: 200000'. The 'Vote' section includes a green checkmark icon, a text input field containing '14', a green up arrow icon, and a grey down arrow icon with '196' below it. At the bottom of the modal are 'Cancel' and 'Vote' buttons. A green circle with the number '0' is positioned to the left of the voting modal.

Collaborators can vote (up or down) on issues in the desktop app, multiple times, as long as the issue is open.

**Decide on PRs**

# Collaborators can freely submit PRs that claim to address issue(s)

gov4git / sample-project

Open a pull request

The change you just made was written to a new branch named `petar-patch-4`. Create a pull request below to propose these changes. [Learn more about diff comparisons here.](#)

base: main ← compare: petar-patch-4 ✓ Able to merge. These branches can be automatically merged.

**Add a title**

Create LICENSE

**Add a description**

Write Preview

I've added a reasonable license.

Issues that this PR claims:

- claims <https://github.com/gov4git/sample-project/issues/25>

Labels

- gov4git:managed

Reviewers

No reviews

Assignees

No one—assign yourself

Projects

None yet

Milestone

No milestone

Development

Use [Closing keywords](#) in the description to automatically close issues

Helpful resources

[GitHub Community Guidelines](#)

Create pull request

Remember, contributions to this repository should follow our [GitHub Community Guidelines](#).

Collaborators submit PRs freely.

To claim an issue, the PR description must include the statement: "claims ISSUE\_URL"

Maintainers label PRs as "gov4git:managed" to manage them with Gov4Git.

# Reviewers can vote whether to approve a PR

The screenshot shows the Gov4Git web interface. At the top, the user 'petar' has 199,804 credits. The page title is 'sample-project > Decide on Pull Requests'. A search bar and filters for 'Status' and 'Participation' are visible. Below the search bar, it says '1 matching results' and provides a link to 'View all pull requests in GitHub'. The main content area displays a pull request titled 'Create LICENSE' with a link to 'GitHub pull request #26'. The description states 'I've added a reasonable license.' and lists 'Issues that this PR claims:' with a bullet point: 'claims <https://github.com/gov4git/sample-project/issues/25>'. A voting modal is open, showing 'Your Voting Credits: 199804' and a 'Vote:' section with a green checkmark icon, a text input containing '6', and a green arrow icon. To the right, it shows 'Corresponding cost in credits:' with a grey arrow icon and a '36' credit cost. The modal has 'Cancel' and 'Vote' buttons. A green circle with the number '0' is positioned to the left of the voting modal.

Collaborators reviewing the PR can vote whether to approve it.



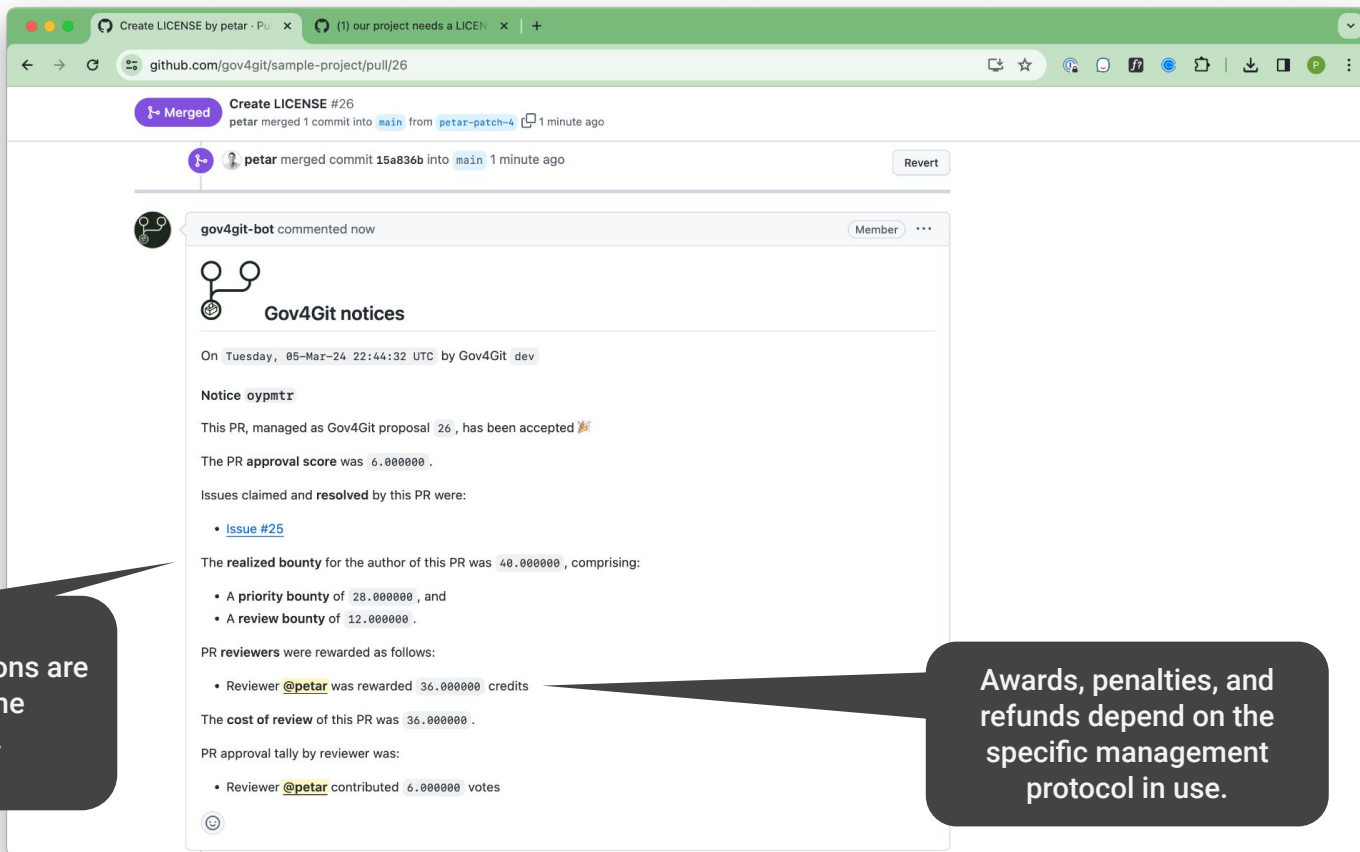
# Maintainers have the final say to accept or reject a PR

The screenshot shows a GitHub pull request page for 'Create LICENSE #26'. The page title is 'Create LICENSE #26' and the description is 'petar wants to merge 1 commit into main from petar-patch-4'. The page displays three notices from maintainers: 'Notice dhoxin', 'Notice qvudhe', and 'Notice bstqin'. Each notice shows the PR's approval score, cost of review, and projected bounty. The 'Notice bstqin' notice indicates that the set of eligible issues claimed by this PR has changed, listing 'our project needs a LICENSE #25' with a priority score of 14.000000. At the bottom of the page, there is a merge confirmation dialog box with the following text: 'Merge pull request #26 from gov4git/petar-patch-4', 'Create LICENSE', 'Choose which email address to associate with this commit', 'petarm@gmail.com', and buttons for 'Confirm merge' and 'Cancel'.

Maintainers accept a PR by merging it.

Maintainers can reject a PR by closing it (unmerged).

# Accepted PRs reward the contributor and the reviewers



The screenshot shows a GitHub pull request page for 'Create LICENSE #26'. The pull request is merged, and a comment from 'gov4git-bot' is visible. The comment contains the following information:

**Gov4Git notices**

On Tuesday, 05-Mar-24 22:44:32 UTC by Gov4Git dev

**Notice oypmtr**

This PR, managed as Gov4Git proposal 26, has been accepted 🎉

The PR approval score was 6.000000.

Issues claimed and resolved by this PR were:

- [Issue #25](#)

The realized bounty for the author of this PR was 40.000000, comprising:

- A priority bounty of 28.000000, and
- A review bounty of 12.000000.

PR reviewers were rewarded as follows:

- Reviewer @petar was rewarded 36.000000 credits

The cost of review of this PR was 36.000000.

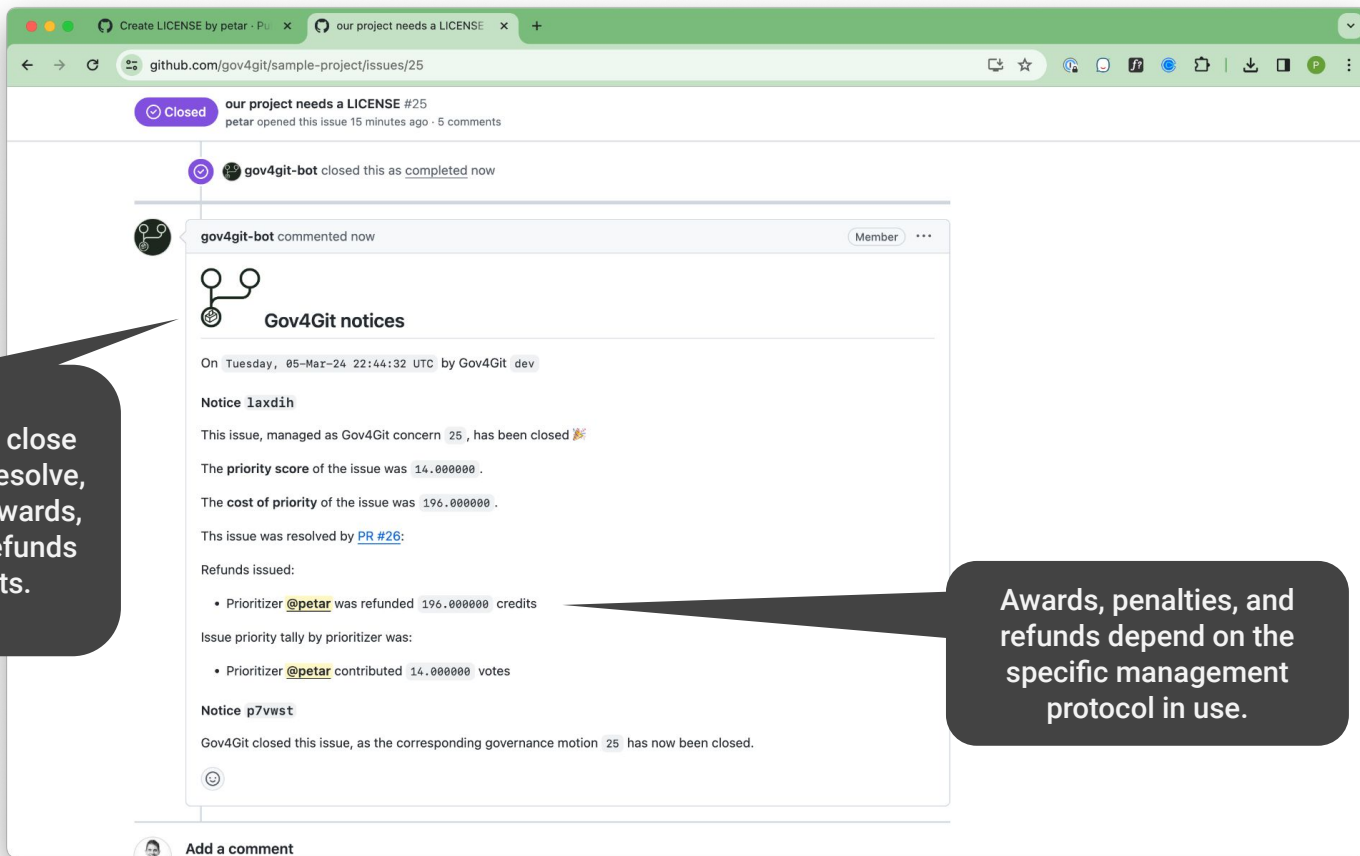
PR approval tally by reviewer was:

- Reviewer @petar contributed 6.000000 votes

Reward distributions are reported in the comments.

Awards, penalties, and refunds depend on the specific management protocol in use.

# Merged PRs close claimed issue(s) and reward participants



The screenshot shows a GitHub issue page for "our project needs a LICENSE #25". The issue is closed and has 5 comments. A comment from gov4git-bot states "closed this as completed now". Below this is a comment from gov4git-bot titled "Gov4Git notices". The notice includes the following information:

- On Tuesday, 05-Mar-24 22:44:32 UTC by Gov4Git dev
- Notice laxdih
- This issue, managed as Gov4Git concern 25, has been closed 🎉
- The priority score of the issue was 14.000000.
- The cost of priority of the issue was 196.000000.
- This issue was resolved by PR #26:
- Refunds issued:
  - Prioritizer @petar was refunded 196.000000 credits
- Issue priority tally by prioritizer was:
  - Prioritizer @petar contributed 14.000000 votes
- Notice p7vwst
- Gov4Git closed this issue, as the corresponding governance motion 25 has now been closed.

Merged PRs will close the issues they resolve, and distribute rewards, penalties, and refunds to participants.

Awards, penalties, and refunds depend on the specific management protocol in use.